

Join the Dots

(174)

1 2 3 4 5 6 7 8 9 10
11 12 13 14 15 16 17 18 19 20
21 22 23 24 25 26 27 28 29 30
31 32 33 34 35 36 37 38 39 40
41 42 43 44 45 46 47 48 49 50

Daily Use Sentences

15

Date	
Page	

Q-1 What is your name?

Ans My name is _____

Q-2 How are you?

Ans I am fine, thank you.

Q-3 In which class do you study?

Ans I study in U.K.6 class.

Q-4 Where do you live?

Ans I live in Gwalior.

Q-5 How old are you?

Ans I am _____ years old.

Q-6 What is your father's name?

Ans My father's name is _____

Q-7 What is your mother's name?

Ans My mother's name is _____

Q-8 What is the name of your school?

Ans The name of my school is Morning star school.

Q-9 Who is your Principal?

Ans My principal's name is Mrs Bhanu Sahni
Mam

Q-10 What is your class teacher's name?

Ans My class teacher's name is Mrs Khushbu
Mam

Let me go first. मुझे पहले जाने दो

Who is laughing कौन हस रहा है ?

Are you free now हो गए फ्री अब आप

He is engaged in talking वह बात करने में ल
हुआ है

Let me think सोचने दो मुझे

I believe in myself मुझे अपने आप पर भरोसा

Tell me everything मुझे सब बताओ

Who is speaking? कौन बोल रहा है

I am doing nothing मैं कुछ नहीं कर रहा हूँ
रही हूँ

Wash your face अपना चेहरा धो लो

Let's go home now चलो अब घर चलें

What do you want तुम्हें क्या चाहिए

* वर्ण माला लिखी अ-अः, क-श तक.

अ

क

च

ट

त

प

य

श

क्ष

4★ खाली स्थान भरी

1. नल पर भर | (फल/जल)

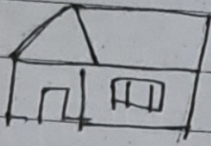
2. यह पढ़ | (खत/धर)

3. सड़क पर मत | (टहल/चहल)


4. मत पकड़ | (सड़क/वतख)

5. पवन चख | (कलश/मटर)


5★ चित्र से शब्द मिलाओ




कमल



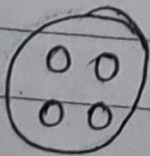
वटन



हल



धर



वतख

नीचे में दिए गए अक्षर को बाहर दिए गए अक्षरों के साथ जोड़कर शब्द बनाओ

क

च

र

त्र

ब

1. सक

2. _____

3. _____

4. _____

5. _____

क

र

द

म

उ

1. हक

2. _____

3. _____

4. _____

5. _____

गर

मन

मर

तल

सर

1. अगर

2. _____

3. _____

4. _____

5. _____

मल

नक

लम

हर

लश

1. कमल

2. _____


3. _____

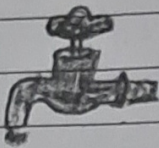
4. _____

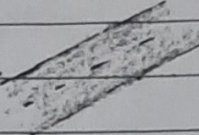
5. _____


Date : _____
Topic : _____


चित्र देखकर वाक्य पूरा करो.


1.  राम _____ चल ।


2.  _____ बंद कर ।


3.  मदन _____ पर मत चल ।

4.  राम आ _____ ला ।

5.  राजा को _____ आया ।

6.  सरला _____ ला ।

7.  भगत को _____ दो ।

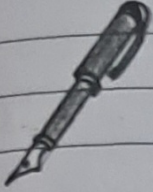
8.  सरला _____ खा ।

Date : _____

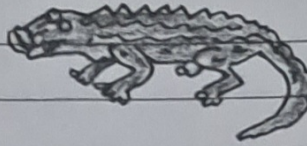

Page : _____

Topic : _____


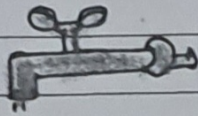
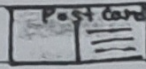
शब्द पहली



क		श
म		र



ट		
	त	ख



	न		
श		म	
		र	



Missing Numbers (1 to 50)



			16		30		44
				24		38	
1	6		18		32		
		12					
	8						47
				27			
4		14	21				
						42	
	10						
					36		50

Date : _____

Page : _____

Topic : _____

What comes

Before	After	Inbetween
6	13	1 — 3
12	13	5 — 7
9	16	13 — 15
11	19	4 — 6
3	7	12 — 14
7	5	2 — 4
15	20	7 — 9
2	17	15 — 17
8	3	11 — 13
10	18	18 — 20

Write the correct numbers in each box in the correct order.

(A)

3	4
5	
2	1

1 2 3 4 5

(B)

9	10
13	
12	11

(C)

5	9
8	
7	6

(D)

17	19
16	
18	20

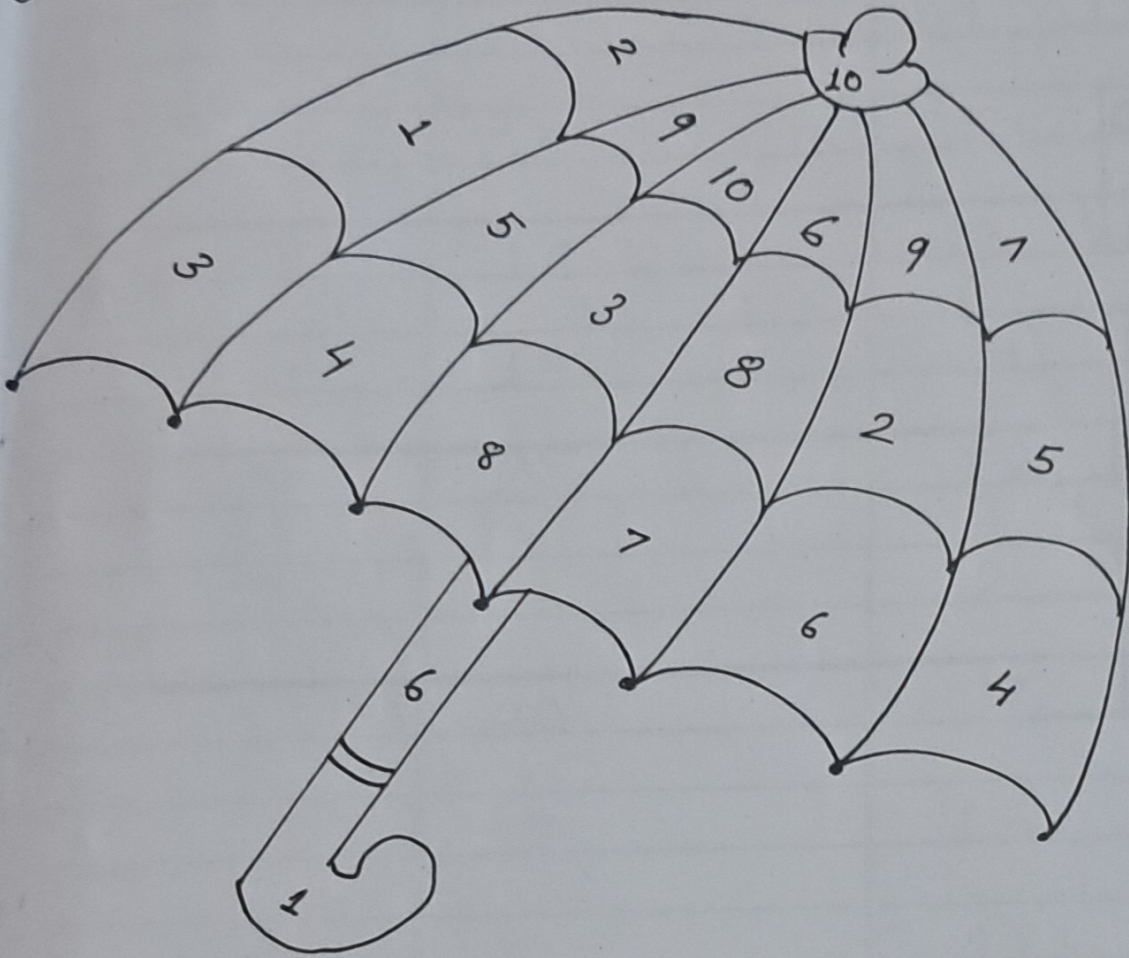
(E)

10	9
11	
13	12

21	25
24	
22	23

colour the image according to the
given colours

1. RED 2. YELLOW 3. BLUE 4. GREEN 5. BROWN
6. PINK 7. PURPLE 8. BLACK 9. GRAY 10. ORANGE








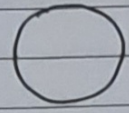
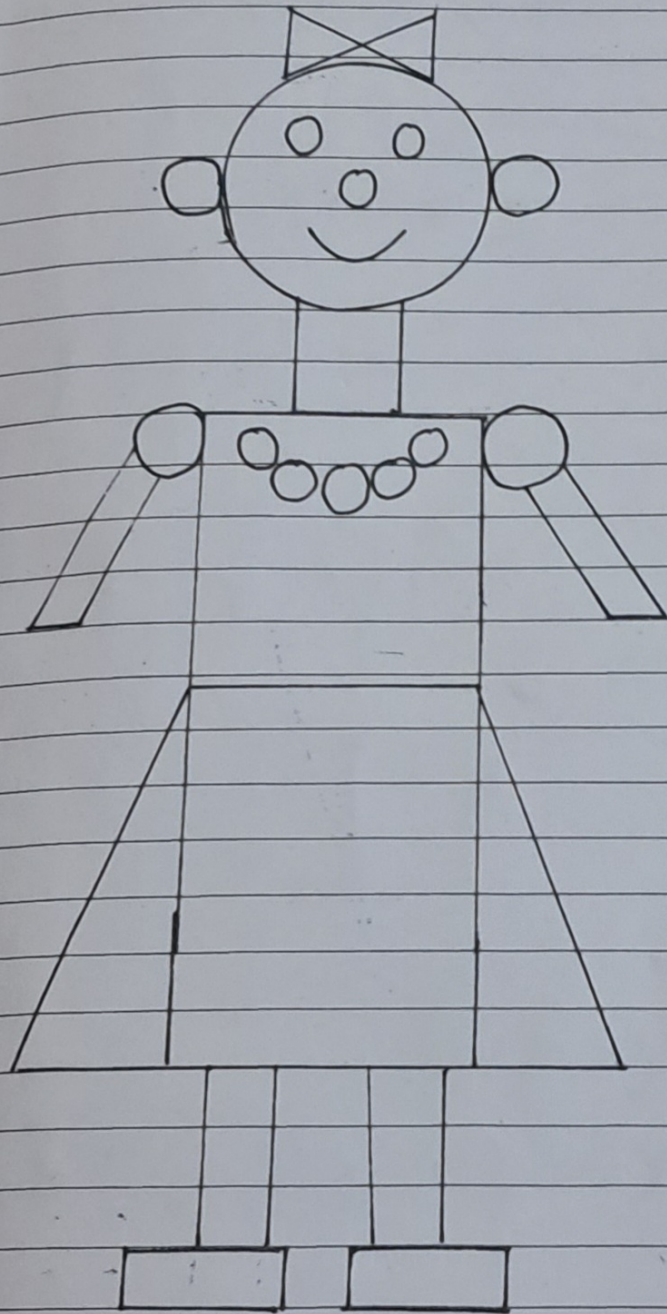
HAPPY
HOLIDAY !!!



English → Read pg no- 6, 7, 8, 12, 14, 16, 18,
Primer

Hindi → Read pg no- 7, 8, 9, 10, 11

Colour the picture, count the shapes and write in column.



Write Capital and Small cursive

A a B b C c D d

E e F f G g H h

I i J j K k L l

M m N n O o P p

Q q R r S s T t

U u V v W w X x

Y y Z z

✿ LITTLE FLOWER SCHOOL ✿

CLASS - U.K.G

SESSION - 2023 - 2024

SUMMER HOLIDAY HOME-WORK

STUDENT'S NAME -

HOLIDAY ACTIVITIES

- 1) Let the child give you a helping hand in kitchen.
- 2) Go to your grandparent's house.
- 3) Speak in English at home with your parents.
- 4) Play board games like snakes and ladders.
- 5) Feed the birds and observe them to eat.
- 6) Fly a kite.
- 7) Visit Zoo with your parents.
- 8) Plant a tree.
- 9) Listen stories from your grandparents.
- 10) Ride on a bus or train.
- 11) Complete your holiday assignments.
- 12) Have a picnic.
- 13) Draw a family tree with help of pictures.
- 14) Bake something with the help of your Parents.
- 15) Go for a movie.

WAVE A HAPPY AND COOL SUMMER
~~~~~



Tejal

**LITTLE FLOWER SCHOOL**  
**CLASS - U.K.G./Session 2023-2024**  
**SUMMER HOLIDAY HOMEWORK**

Dear Parents,

Summer Holidays are just round the corner, it's time to relax and take a break. Here are some fun tasks for your ward to make the holidays more enjoyable.

Kindly help your child complete the activities given and revise all the work done in the class in the month of April.

**Wishing you all A Very Happy Holidays.**