



LITTLE FLOWER SCHOOL
CLASS - Nursery / Session 2023-2024
SUMMER HOLIDAY HOMEWORK

Dear Parents,

Summer Holidays are just round the corner, it's time to relax and take a break. Here are some fun tasks for your ward to make the holidays more enjoyable.

Kindly help your child complete the activities given and revise all the work done in the class in the month of April.





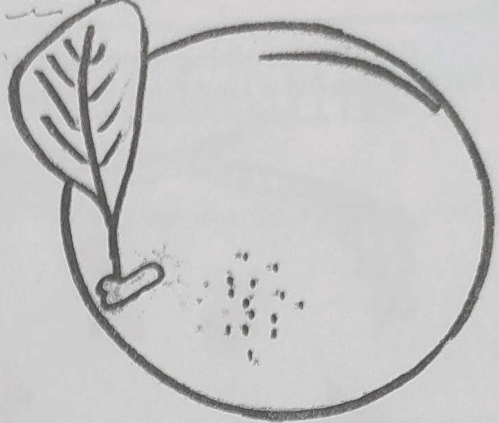

Wishing you all A Very Happy Holidays.

HOLIDAY ACTIVITIES


- 1.) Let the child give you a helping hand in kitchen.
- 2.) Go to your grandparent's house.
- 3.) Speak in English at home with your parents.
- 4.) Play board games like snakes and ladders.
- 5.) Feed the birds and observe them to eat.
- 6.) Fly a kite.
- 7.) Visit Zoo with your parents.
- 8.) Plant a tree.
- 9.) Listen stories from your grandparents.
- 10.) Ride on a bus or train.
- 11.) Complete your holiday assignments.
- 12.) Have a picnic.
- 13.) Draw a family tree with help of pictures.
- 14.) Bake something with the help of your parents.
- 15.) Go for a movie.

HAVE A HAPPY AND COOL SUMMER
~~~~~

Colour the fruit



Practice drawing vertical lines.  
Trace the dotted line from top to bottom.











Practi  
model

# Tracing Horizontal Lines

Fine Motor Skills Development

Practice drawing horizontal lines by tracing on the dotted line to match the things that go together.








































Name

Date





# Tracing Pattern

|                                                                                     |                                                                                     |                                                                                     |                                                                                       |                                                                                       |
|-------------------------------------------------------------------------------------|-------------------------------------------------------------------------------------|-------------------------------------------------------------------------------------|---------------------------------------------------------------------------------------|---------------------------------------------------------------------------------------|
|    |    |    |     |    |
|   |   |   |    |   |
|  |  |  |   |  |
|  |  |  |   |  |
|  |  |  |  |  |
|  |  |  |  |  |
|  |  |  |  |  |

Name: \_\_\_\_\_





# Trace the Pattern

Trace the line in each pattern.








# Trace And Color



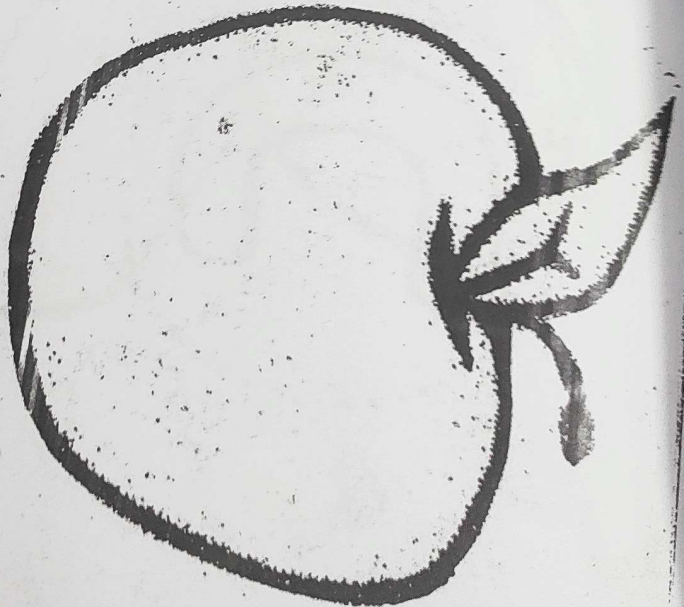


Trace the Pattern




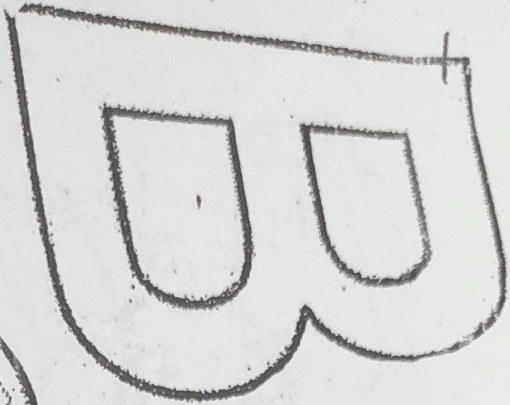
Join the dots and colour A, B, C




ted publication

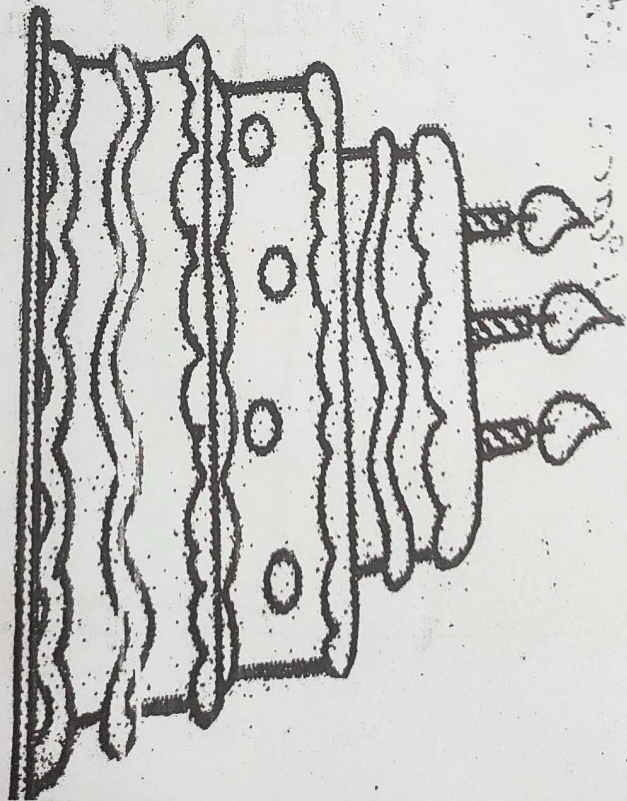

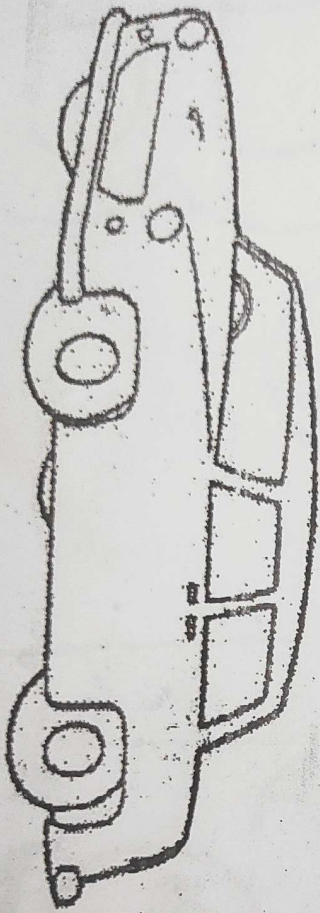


colour it



*Handwritten text, possibly a name or signature.*





Celebration - 1st