

LITTLE FLOWER SCHOOL
CLASS - L.K.G/Session-2023-2024
SUMMER HOLIDAY HOMEWORK

Dear Parents,

Summer Holidays are just round the corner, it's time to relax and take a break. Here are some fun tasks for your ward to make the holidays more enjoyable.

Kindly help your child complete the activities given and revise all the work done in the class in the month of April.

Wishing you all A Very Happy Holidays.

HOLIDAY ACTIVITIES

- 1.) Let the child give you a helping hand in kitchen.
- 2.) Go to your grandparent's house.
- 3.) Speak in English at home with your parents.
- 4.) Play board games like snakes and ladders.
- 5.) Feed the birds and observe them to eat.
- 6.) Fly a kite.
- 7.) Visit Zoo with your parents.
- 8.) Plant a tree.
- 9.) Listen stories from your grandparents.
- 10.) Ride on a bus or train.
- 11.) Complete your holiday assignments.
- 12.) Have a picnic.
- 13.) Draw a family tree with help of pictures.
- 14.) Bake something with the help of your parents.
- 15.) Go for a movie.

HAVE A HAPPY AND COOL SUMMER
~~~~~



A A A A A A



B B B B B B



C C C C C C



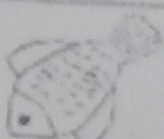
D D D D D D



E E E E E E




F F F F F F



G G G G G G




H H H H H H




I I I I I I



J J J J J J




K K K K K K
















L L L L L L



M M M M M M





|   |                                                                                     |   |   |   |   |   |   |   |
|---|-------------------------------------------------------------------------------------|---|---|---|---|---|---|---|
| N |    | N | N | N | N | N | N | N |
| O |    | O | O | O | O | O | O | O |
| P |    | P | P | P | P | P | P | P |
| Q |    | Q | Q | Q | Q | Q | Q | Q |
| R |    | R | R | R | R | R | R | R |
| S |   | S | S | S | S | S | S | S |
| T |  | T | T | T | T | T | T | T |
| U |  | U | U | U | U | U | U | U |
| V |  | V | V | V | V | V | V | V |
| W |  | W | W | W | W | W | W | W |
| X |  | X | X | X | X | X | X | X |
| Y |  | Y | Y | Y | Y | Y | Y | Y |
| Z |  | Z | Z | Z | Z | Z | Z | Z |



# Circle the Matching Letters

|   |   |   |   |   |   |   |   |
|---|---|---|---|---|---|---|---|
| E | E | F | E | F | E | F | E |
| C | C | O | O | C | O | C | C |
| B | B | P | P | B | P | P | B |
| D | D | O | D | C | D | O | D |
| M | M | Z | M | Z | Z | M | M |
| F | F | L | E | L | F | E | F |
| P | P | B | P | B | B | P | B |
| Z | Z | N | Z | Z | N | Z | N |
| T | T | L | L | T | L | T | L |
| U | U | C | O | C | C | U | O |
| N | H | N | H | N | N | H | H |
| V | U | V | U | U | V | U | V |



Fill the missing numbers with the help of Tracing.

Fill in the Missing Numbers 1-20 - Twelve Missing Numbers

Count and write the missing numbers in order in the boxes.

|    |    |    |    |    |
|----|----|----|----|----|
| 1  | 2  | 3  | 4  | 5  |
| 6  | 7  | 8  | 9  | 10 |
| 11 | 12 | 13 | 14 | 15 |
| 16 | 17 | 18 | 19 | 20 |



Name

Date


# MATCH IT UP SHEET 1

Draw lines to connect the numbers and pictures that go together.


1




2




3



4



5



6

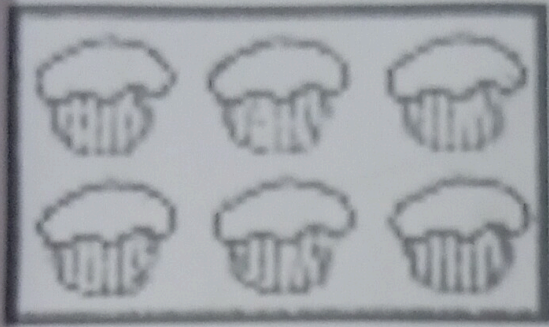


Free Math Sheets, Math Games and Math Help


MATH-SALAMANDERS.COM




Count the cupcakes in each box.  
Match with the correct number.



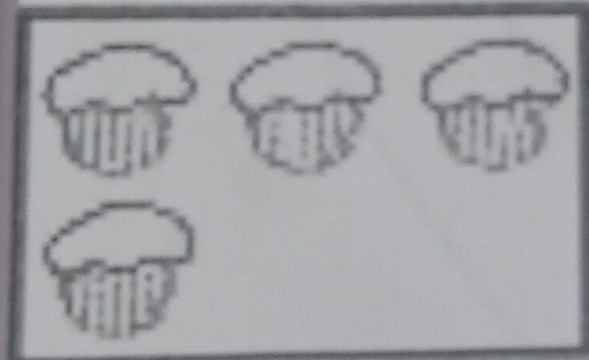
4




3



6



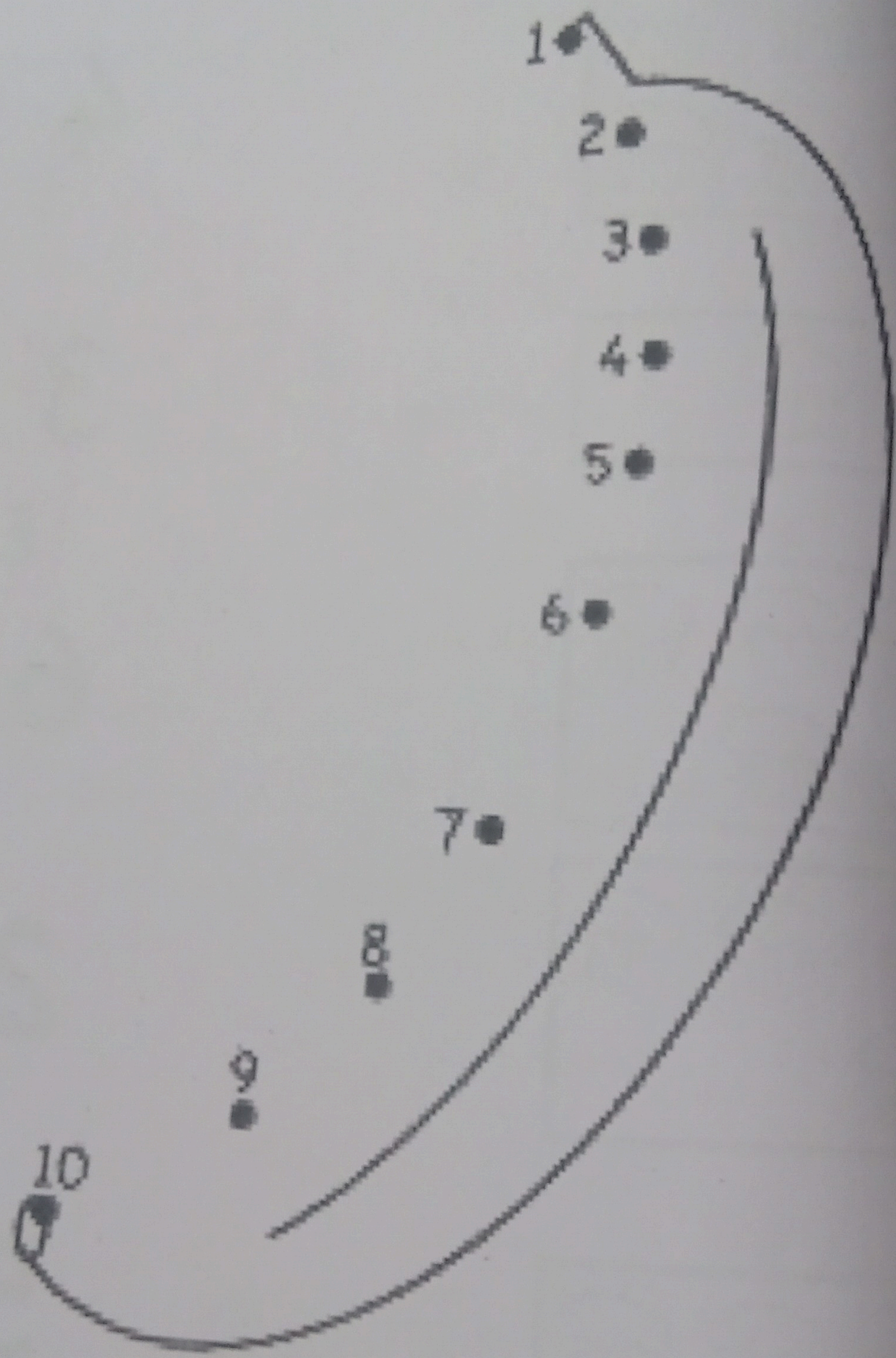
2



5

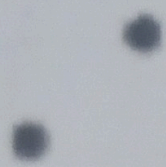


# Dot to Dot







# Count and Match.




5



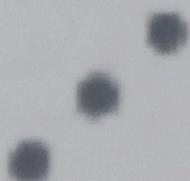
4



2



3





6



1



subject - Hindi  
चित्र देखकर अक्षर लिखो -





अ से उ तक लिखो


अ आ इ ई उ

रवाली स्थान भरी -

अ आ इ ई उ

अ आ इ ई उ
























# Daily Use Sentences

15

|      |  |
|------|--|
| Date |  |
| Page |  |

Q-1 What is your name?

Ans My name is \_\_\_\_\_

Q-2 How are you?

Ans I am fine, thank you.

Q-3 In which class do you study?

Ans I study in U.K.G class.

Q-4 Where do you live?

Ans I live in Gwalior.

Q-5 How old are you?

Ans I am \_\_\_\_\_ years old.

Q-6 What is your father's name?

Ans My father's name is \_\_\_\_\_

Q-7 What is your mother's name?

Ans My mother's name is \_\_\_\_\_

Q-8 What is the name of your school?

Ans The name of my school is Morning  
star school.



Q-9 Who is your Principal?

Ans My principal's name is Mrs Bharu Sahni  
Ma'am

Q-10 What is your class teacher's name?

Ans My class teacher's name is Mrs. Khushbu Tomar  
Ma'am.

Let me go first. मुझे पहले जाने दो

Who is laughing कौन हस रहा है ?

Are you free now हो गए फ्री अब आप

He is engaged in talking वह बात करने में लगा हुआ है

Let me think सोचने दो मुझे

I believe in myself मुझे अपने आप पर भरोसा है

Tell me everything मुझे सब बताओ

Who is speaking? कौन बोल रहा है

I am doing nothing मैं कुछ नहीं कर रहा हूँ /  
रही हूँ

Wash your face अपना चेहरा धो लो

Let's go home now चलो अब घर चले

What do you want तुम्हें क्या चाहिए .