



Happy Holidays

SUMMER HOLIDAY HOMEWORK 2023-24

CLASS - I

Dear Kids,

Summer vacation is a time of full fun. But dear Children, there is a lot more to do to make your vacation more interesting and meaningful. We have planned some interesting activities.

- *Children take up certain responsibilities and enjoy the holidays with your family*

- *Play Outdoor games, Go for cycling anything that will make you run.*

- *Go for walks with your family. You will realize you have two of the greatest gifts NATURE and your FAMILY.*

- *Use the MAGIC WORD.....*

- *Please*
- *Excuse Me.*
- *Sorry*
- *Thank you*

- *Parents are requested to only guide their Children While doing the Holiday*



ENGLISH -

1. Revise all work done till date in Books and Notebooks.
2. Read any one story book (The Hungry Caterpillar, Rainbow Fish, Grandpa's Tales, Panchtantra) and write difficult words. (to be done in four lines 100 Pg. Notebook).
3. On the basis of the chapter "Meet My Family". Complete the worksheet given to you and paste in your scrapbook. (Worksheet-1).
4. Practice daily one page Cursive Handwriting. (to be done in four lines 100 Pg. Notebook).
5. Learn the poem – Flying Man.

हिन्दी-

1. कविता याद करो - अगर ऐसा होता(पेज-65)
2. प्रतिदिन एक पेज सुलेख लिखिए। (100 पेज कॉपी में लिखो)
3. शिक्षाप्रद कहानियाँ पढ़ें एवं अपने छोटे भाई-बहन को सुनाएँ।
 - पंचतंत्र
 - विक्रम और बेटाल
 - तेनालीराम
 - मुल्ला नसरुद्दीन
4. सभी कार्यपत्रों को पूर्ण कर स्कैपबुक में चिपकाइए।

MATHEMATICS -

- 1) Learn and write number names 1 to 20 (to be done in maths 100 Pages notebook).

- 2) Learn tables 2 to 5
- 3) Do the given worksheet and paste it in your scrapbook.
(Worksheet-4, 5 & 6)
- 4) Make a wall clock using material – Thermocol Sheet, Fevicol, Coloured Paper, Board Pins and Icecream Sticks-2.

ENVIRONMENTAL SCIENCE-

- Good Habits and Good Deeds are essential for a Happy Life.
1. Choose any one topic from the value Education given below :-
 - I Love My Family.
 - Not Wasting Food.
 - Draw a picture/click a photograph of you performing the deed.
 - Paste the picture/photograph in the scrap book.
 2. Do the given worksheet and paste it in your scrap book. (Worksheet-7)
 3. Make a beautiful Father's day Card.
 4. Put a bowl of water and some grains for birds. Observe the type of bird that comes to drink water and eat grain, their size, colour, tail and how they chirp .How they make sound?

Computer-

- A.** Complete /Learn chapter- 1 (Question Answers fill ups, True/false, Multiple Choice Questions) in computer notebook.
- B.** Draw or paste different parts of Computer on a chart paper.
MONITOR , KEYBOARD , MOUSE , CPU , SPEAKER , PRINTER

Art And Craft-

Any Impression art

Article use – Thumb, hand, vegetables etc.

Have a great

Summer Vacation

Note:

- Art Integrated Activity on Bihar will be share in the class group.
- Summer breaks are from 5th May to 25th June 2023. The school reopens on 26th June 2023



Grandma is in the kitchen



Father is in the garage



Dona is in the bathroom



Mother is in the garden



Beni is in the bedroom



Grandpa is in the living room

हिन्दी

अमन काम झटपट करा। टब भर कर रखा। अब यह कलश पकड़ा। बहस मत करा। टमटम पर चढ़कर पनघट चला। कलश भर कर घर चला। नटखट मत बना। ढमढम मत करा। गरदन मत झटका। छत पर चल कर कसरत करा। अब शरबत चखा। मनन अचकन पहना। बरगद पर मत चढ़ा। यह कमल पकड़ा। बतख मत पकड़ा।

- वर्णों को जोड़कर ऊपर दिए गए वाक्यों को पढ़िए व इनमें से दो, तीन व चार अक्षर के शब्द अलग करके लिखिए -

दो अक्षर के शब्द

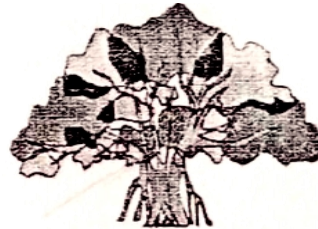
तीन अक्षर के शब्द

चार अक्षर के शब्द

.....
.....
.....
.....

.....
.....
.....
.....


नीचे दिए गए चित्रों को देखकर उनके नाम लिखें -



.....

.....

.....



.....

.....

.....

Join the dots from 1 to 50. Colour the picture



What comes before and after?

	12	
	14	
	16	

	18	
	15	
	19	

	13	
	17	
	11	

What comes between?

11		13
14		16
18		20

12		14
17		19
9		11

13		15
8		10
5		7

Numbers 1 to 50

Complete the numbers from 1 to 50

	2					7			
11					16				20
			24						
31	2							39	
		43					48		

Complete the numbers from 50 to 1


50									41
			37				33		
	29							22	
		18		16					
10		43				4			

Find the hidden number (one to ten and colour them. You can go across or down).

O	E	T	W	O	H	F	O	U	R
N	V	K	W	R	J	P	A	F	N
E	V	X	E	I	G	H	T	Z	C
W	M	U	E	K	L	U	Y	X	I
T	H	R	E	E	G	H	J	Q	E
W	E	R	Y	R	Q	Z	L	T	S
R	M	O	P	N	A	F	R	Z	E
Z	S	I	X	I	E	I	B	V	V
X	G	F	N	N	K	V	D	T	E
T	E	N	H	E	M	E	Y	H	N

**Add the numbers and colour the picture using
The colour code.**

$4 + 2 =$ RED $1 + 1 =$ GREY $1 + 2 =$ YELLOW
 $5 + 3 =$ GREEN $2 + 5 =$ BROWN



Now, tell the about yourself and learn it.



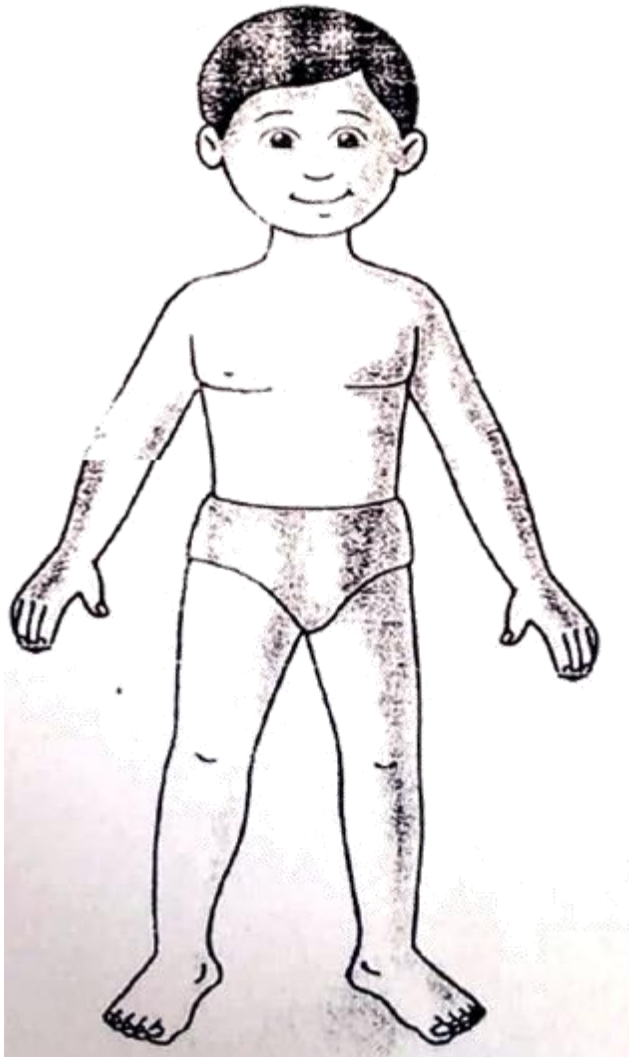
1. My Name is
2. I am a (**boy/girl**).
3. I am years old.
4. My **mother's** name is
.....
5. My **father's** name is
.....
6. The name of my **school** is
7. I am in **class** **section**
8. My **telephone number** is
9. My **birthday** is on
- 10..... is my best **friend**.

Paste your
Photograph
Here.



Our body is the most wonderful creation in the world.

Label the parts of the body.



Practice these Basic sentences

Q1.What is your name?

Ans.My name is.....

Q2. How are you?

Ans. I am fine, thank you.

Q3. In which class do you study?

Ans. I study in class 1

Q4.Where do you live?

Ans. I live in.....

Q5.What is your father's name?

Ans. My father's name is.....

Q6.What is your mother's name?

Ans.My mother's name is.....

Q7.What is the name of your school?

Ans.The name of my school is Morning Star school.

Q8.Who is our Principal?

Ans. Our school Principal is Ms. Bhanu Sahni.

Q9.How many eyes do we have?

Ans. I have two eyes.

Q10. Who is our class teacher?

Ans. Mrs Lalita Sharma is my class teacher.